

NORTH HUNTINGDON TOWNSHIP, PA 2026 PROPOSED BUDGET



2025 BOARD OF COMMISSIONERS

Zachary Haigis – President

Ron Zona – Vice President

Tom Hempel

Richard Gray

Fran Bevan

Jason Atwood

Kevin McHugh

TOWNSHIP MANAGER

Harry R. Faulk, MPPM, ICMA-CM



NORTH HUNTINGDON TOWNSHIP TABLE OF CONTENTS

BUDGET MESSAGE.....	3
BUDGET PROCESS.....	4
2026 TOWNSHIP GOALS.....	6
FUND LISTING.....	7
GENERAL FUND REVENUES	8
REAL ESTATE TAXES PER MEDIAN HOUSEHOLD.....	10
GENERAL FUND EXPENDITURES	14
FUND BALANCE HISTORY.....	24
BUDGETED EXPENDITURES PER CAPITA.....	25
BUDGET SUMMARY OTHER FUNDS.....	26
BUDGETARY POLICIES.....	33
PERSONNEL SCHEDULE.....	35
SALARY & WAGE.....	36
ORGANIZATIONAL STRUCTURE.....	38
WARD MAP.....	39



Indian Lake

North Huntingdon Township

OFFICE OF THE MANAGER



November 17, 2025

Board of Commissioners
North Huntingdon Township
11279 Center Highway
North Huntingdon, PA 15642

2026 BUDGET MESSAGE

Dear Members of the Board:

As we prepared the 2026 Budget, it became clear that a thoughtful restructuring of our financial plan is essential—not only to preserve the current level of service our community relies on, but also to ensure the long-term sustainability and enhancement of our infrastructure, with particular emphasis on roads and stormwater systems.

I am pleased to present the 2026 Municipal Budget for North Huntingdon Township. This budget reflects our continued commitment to delivering high-quality public services, investing in community priorities, and managing resources responsibly. To support these goals, the budget includes a 1.5 mill increase to the General Fund and a 2.0 mill increase to the Capital Reserve Fund. In an effort to reduce the overall tax burden, the Township will eliminate the Per Capita Tax. For a property with an average assessed value of \$24,000, this results in a net annual increase of just \$74.00.

The budget development process involved extensive internal collaboration, with numerous meetings and strategic discussions among staff. This budget represents a forward-looking approach to service delivery and financial planning, ensuring we are well-positioned to respond to future emergencies and economic challenges. Maintaining a full range of community services and amenities remains a top priority for Township staff.

Through the implementation of our updated Comprehensive Plan, we will continue to identify and deliver the services our current residents expect, while also attracting new residents and businesses to our community.

Despite past success in navigating economic pressures, it remains a challenge to meet the high standards of service our residents deserve. The Township is committed to balancing fiscal responsibility with community needs. We will continue to rigorously evaluate expenditures and pursue cost-saving measures across all departments to maximize the value of every dollar spent.

I would like to extend my sincere appreciation to our Department Directors and staff, who have dedicated countless hours to planning, reviewing, and justifying their budgets. Their efforts ensure that the needs of the Township are met without compromising the quality of services. It is through their dedication that North Huntingdon Township remains a great place to live, work, and play.

Respectfully submitted,

Harry R. Faulk, MPPM, ICMA-CM
Township Manager

NORTH HUNTINGDON TOWNSHIP

BUDGET PROCESS

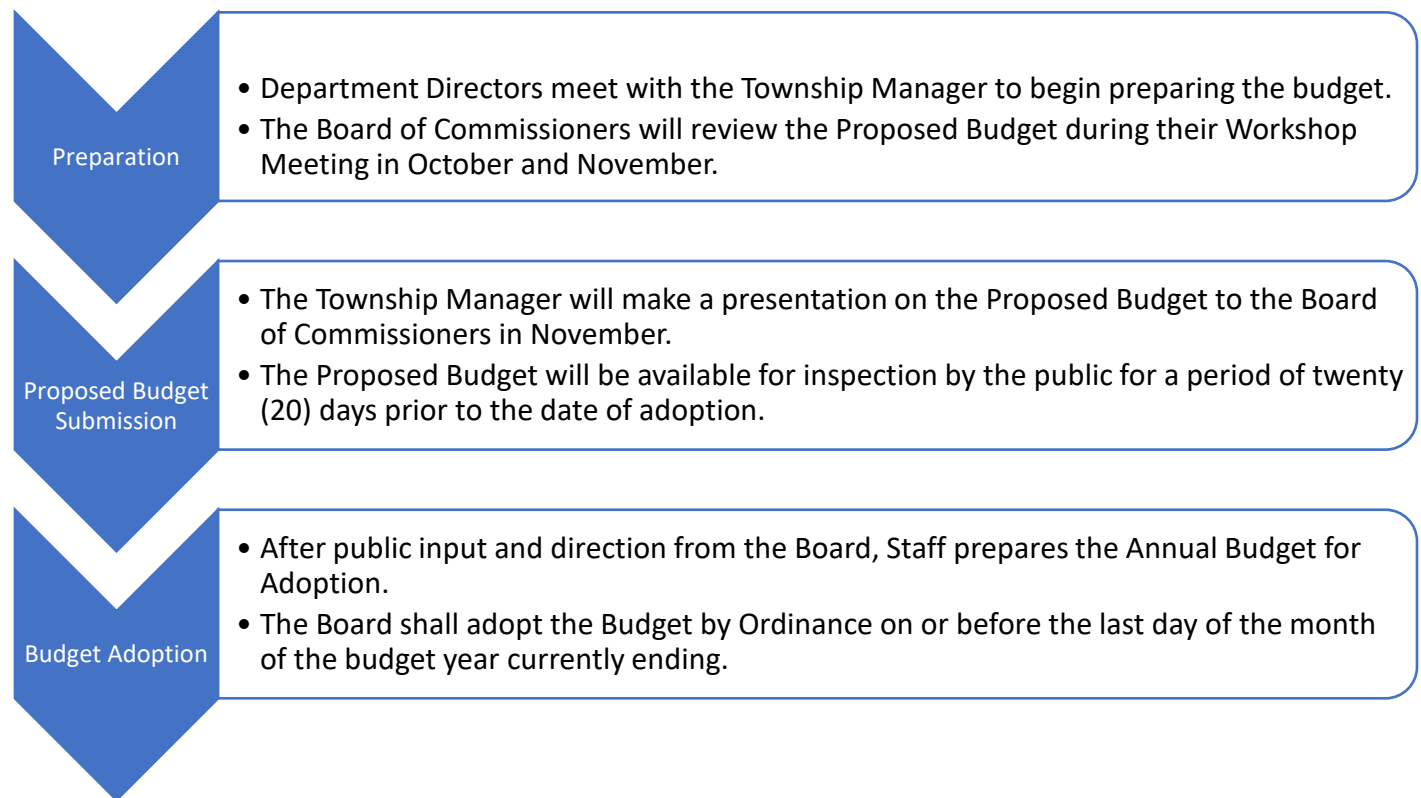


North Huntingdon Township is a municipal government located in Westmoreland County in Western Pennsylvania. North Huntingdon students attend school in the Norwin School District. The Township, School District, County, and State of Pennsylvania are separate entities with separate taxing authority. Each governmental unit is responsible for specific services to the residents of North Huntingdon Township.

The 2026 Budget for North Huntingdon Township encompasses seven separate funds. Using the principles of fund accounting, funds are created by state constitution, state statute, or local ordinance. Each fund is a separate accounting entity. The operations of each fund are accounted for by providing a separate set of self-balancing accounts, which include its assets, liabilities, fund equity, revenues, and expenditures. This compartmentalization of resources, transactions, and statements is necessary to ensure that specific revenue sources are used to finance the specific activities for which they are intended. Funds can have transactions with other funds within the governmental unit. Funds can be continuous or can be closed out after their special purpose has been served.

North Huntingdon Township establishes an Annual Budget according to Article XVII of the First-Class Township Code. The Budget Process is summarized below, along with the 2026 Budget Schedule and budget amendment provisions.

Budget Preparation and Adoption



NORTH HUNTINGDON TOWNSHIP

BUDGET PROCESS



2026 Budget Development Schedule

DATE	ACTION	RESPONSIBILITY
July 15, 2025	Review budget assumptions and goals with Department Directors	Township Manager Finance Dept Department Directors
August 14, 2025 September 11, 2025	Budget review with Board of Commissioners	Township Manager Finance Dept Department Directors Board of Commissioners
November 13, 2025	Budget Presentation to Board of Commissioners	Township Manager
November 19, 2025	Advertise Ordinance for Budget & Tax Levy	Board of Commissioners Township Manager
November 19, 2025	Advertise for Public Inspection	Board of Commissioners Township Manager
December 17, 2025	Adopt Budget & Tax Levy	Board of Commissioners

Budget Amendment

After the Budget is adopted, Staff and the Board of Commissioners may amend the Budget under certain circumstances as listed below:

1. During the month of January next, following any municipal election, the Board of Commissioners may amend the budget and the levy and tax rate to conform with its amended budget. A period of ten (10) days public inspection at the office of Township Secretary of the proposed amended budget, after notice by the Township Secretary to that effect is published once in a newspaper of general circulation, shall intervene between the proposed amended budget and its adoption. An amended budget must be adopted by the Board of Commissioners on or before the fifteenth day of February.
2. Supplemental appropriations: If during the fiscal year there are available for appropriation revenues in excess of those estimated in the budget, the Board of Commissioners by ordinance may make supplemental appropriations for the year up to the amount of such excess.

NORTH HUNTINGDON TOWNSHIP

2026 TOWNSHIP GOALS



- With the additional two mill tax increase in the Capital Reserve Fund, this will allow staff to develop a 5-year strategic plan for the replacement of vehicles, road improvements and stormwater management that remains an unfunded mandate from the Federal Government.
- This budget has shifted revenue and expenditures line items from the General Fund to the dedicated Parks Fund to ensure we have a sustainable Parks Program and monies generated sponsorships, grants, or program fee, remain earmarked for recreational programs.
- The \$1.3m Indian Lake Park Rehabilitation Project will continue to be submitted for grant funding to reduce the burden of the Capital Reserve Fund.



NORTH HUNTINGDON TOWNSHIP

FUND LISTING



GENERAL FUND

Fund 01 - The General Fund is the primary operating fund for the Township. The fund is supported by taxes, fees, and other revenue that may be used for any lawful purpose. This is the principal fund of the Township and includes all operations not required by law or policy to be recorded in other funds.

SPECIAL REVENUE FUNDS

Special revenue funds are established to account for revenues that are legally restricted to expenditures for specific purposes.

Fund 02 – Light Fund

This fund accounts for the portion of real estate tax proceeds designated for street lighting.

Fund 03 – Water Fund

This fund accounts for the portion of real estate tax proceeds designated for fire hydrants.

Fund 05 – Fire Service Fund

This fund accounts for the portion of real estate tax proceeds designated for the seven volunteer fire companies within the Township borders.

Fund 30 – Parks Fund

This fund accounts for a portion of its building permit fees for parks renovation which are designated in developer agreements.

Fund 35 – State Liquid Fuels Tax Fund

Established and restricted under Act 655 of the Commonwealth of Pennsylvania, revenues for this fund are derived from the State gasoline tax. This fund is restricted in use for the maintenance, repair and construction of roads, streets, and bridges for which the township is responsible.

CAPTIAL PROJECTS FUND

Fund 95 – This fund is used to account for the portion of real estate taxes collected for the acquisition and construction of capital projects.

		GENERAL GOVERNMENT	PUBLIC SAFETY	COMMUNITY DEVELOPMENT	PUBLIC WORKS	PARKS & RECREATION
FUND 01	General Fund	X	X	X	X	X
FUND 02	Light Fund		X	X		
FUND 03	Water Fund		X	X		
FUND 05	Fire Service Fund		X			
FUND 30	Parks Fund					X
FUND 35	State Liquid Fuels				X	
FUND 95	Capital Projects Fund	X	X		X	X

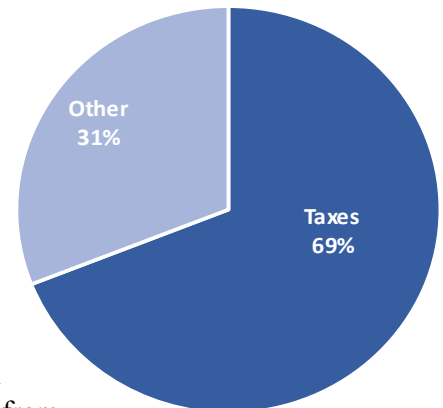
NORTH HUNTINGDON TOWNSHIP

GENERAL FUND REVENUES



Where does the money come from?

The Township's major operating revenues are Real Estate Tax and Earned Income Tax. The balance of operating revenue is comprised of other taxes and other revenue. Other taxes include Real Estate Transfer, Business Gross Receipts, and Local Services Tax. Other revenue consists of Licenses and Permits, Fines, Fees, State Shared Revenues, Recreation Fees, and other non-tax revenue.



General Fund Revenues are projected to **decrease** from \$17,714,367 to \$15,851,999 in 2026 – a decrease of -11%. The Township's real estate tax rate is proposed to increase from 9.23 mills to 10.73 mills and the earned income tax rate is poised to remain at 0.50%. The General Fund is projected to end the year with an Unassigned Fund Balance of \$4,757,475 or 30% of budgeted 2026 General Fund revenues, which is in line with the Government Finance Officers Association's recommended fund balance levels of no less than two (2) months of General Fund revenues, and ahead of the Township's target range of 25%.

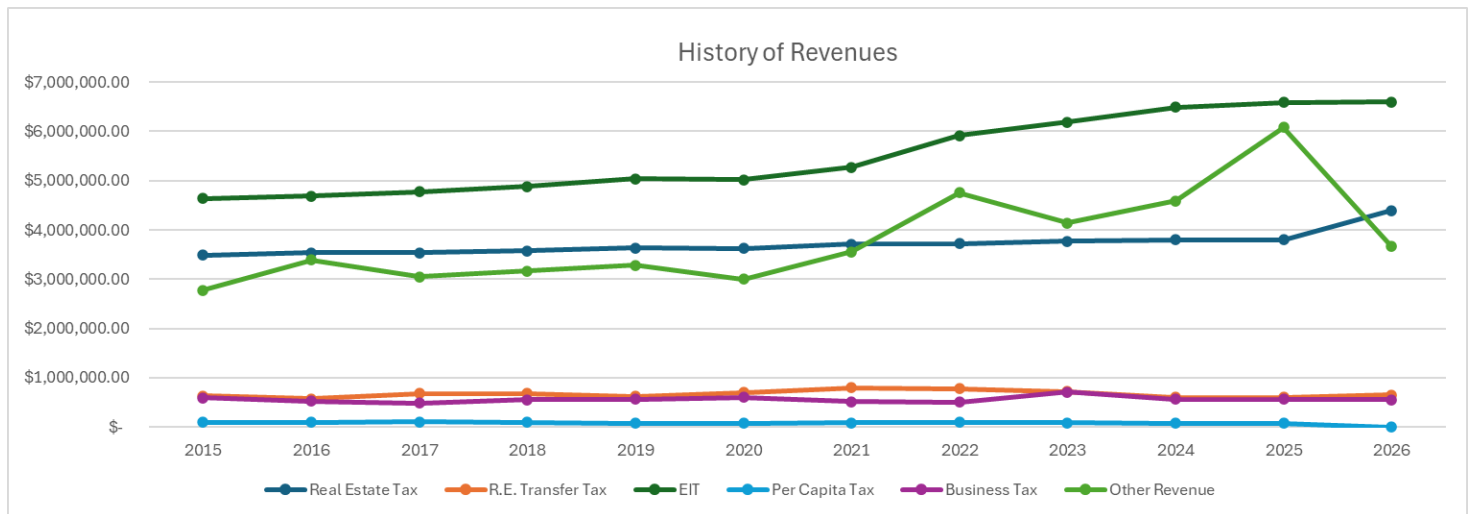
	2025	2026	Percentage
	Budget	Budget	Change
Real Estate Tax	\$ 3,796,100	4,395,100	16%
Per Capital Tax	\$ 77,000	-	-100%
Real Estate Transfer Tax	\$ 600,000	\$650,000	8%
Earned Income Tax	\$ 6,500,000	6,595,000	0%
Business Gross Receipts	\$ 565,000	\$550,000	0%
Occupation & LST Tax	\$ 620,000	\$620,000	0%
Licenses and Permits	\$ 713,500	\$723,500	1%
Fines and Forfeits	\$ 65,000	\$65,500	1%
Rental Income	\$ 32,872	\$32,000	-3%
Interest Earnings	\$ 264,000	\$253,625	-4%
Grants	\$ 455,000	-	-100%
State Shared Revenue	\$ 934,400	\$882,000	-6%
Charges for Services	\$ 88,200	\$95,700	9%
Public Safety	\$ 365,500	\$330,500	-10%
Recreation	\$ 95,000	-	-100%
Miscellaneous	\$ 1,948,795	\$609,070	-69%
Other Sources	\$ 500,000	\$50,000	-90%
Total Revenues	\$ 17,630,367	\$15,851,999	-11%

NORTH HUNTINGDON TOWNSHIP

HISTORY OF REVENUES



	Real Estate Tax	R.E. Transfer Tax	EIT	Per Capita Tax	Business Tax	Other Revenue	Total
2013	3,415,958.00	492,137.00	4,400,807.00	92,017.00	471,573.00	2,769,274.00	11,641,766.00
2014	3,447,254.00	443,040.00	4,706,028.00	106,427.00	483,860.00	2,869,267.00	12,055,876.00
2015	3,488,103.00	629,364.00	4,639,330.00	95,852.00	588,035.00	2,772,410.00	12,213,094.00
2016	3,538,737.00	572,374.00	4,683,074.00	92,320.00	524,931.00	3,391,135.00	12,802,571.00
2017	3,532,476.00	680,395.00	4,778,494.00	101,643.00	483,265.00	3,051,035.00	12,627,308.00
2018	3,571,880.00	677,806.00	4,883,594.00	95,343.00	552,460.00	3,170,853.00	12,951,936.00
2019	3,638,579.00	620,837.00	5,043,152.00	73,938.00	558,999.00	3,284,697.00	13,220,202.00
2020	3,625,084.00	702,488.00	5,014,625.00	79,864.00	606,485.00	3,005,403.00	13,033,949.00
2021	3,714,279.00	793,914.00	5,275,863.00	82,961.00	519,054.00	3,556,200.00	13,942,271.00
2022	3,726,066.00	777,267.00	5,918,253.00	90,616.00	505,018.00	4,755,493.00	15,772,723.00
2023	3,772,153.00	716,829.00	6,187,628.00	87,924.00	708,695.00	4,139,864.00	15,613,093.00
2024	3,731,883.00	600,000.00	6,540,000.00	77,000.00	590,000.00	4,985,873.00	16,524,756.00
2025	3,796,100.00	600,000.00	6,591,000.00	80,000.00	565,000.00	6,082,267.00	17,714,367.00
2026	4,395,100.00	650,000.00	6,595,000.00	-	550,000.00	3,661,899.00	15,851,999.00



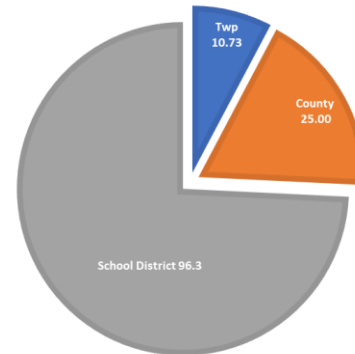
NORTH HUNTINGDON TOWNSHIP

REAL ESTATE TAXES PER MEDIAN HOUSEHOLD



The Real Estate tax is calculated by dividing the parcel's total assessed value (as determined by Westmoreland County) by 1,000, then multiplying that value by the millage rate. In 2026, the Township of North Huntingdon's Real Estate Tax millage rate is 10.73 for general purposes. A taxable real estate parcel in the Township is also taxed separately by Westmoreland County and the Norwin School District. The following example illustrates the total Real Estate Tax Paid by a taxpayer whose parcel is valued at \$24,000, which is the median household value in the Township.

Real Estate Taxes			
Taxing Authority	2026 Millage Rate	Real Estate Tax	
N. Huntingdon Township	10.73	\$257.52	8%
Westmoreland County	25.00	\$600.00	19%
Norwin School District	96.3	\$2,311.20	73%
Total Real Estate Tax		\$3,168.72	



N. Huntingdon Township Real Estate Millage

Year	Total Taxable Assessed Value	% Change	Millage Rate	Year	Total Taxable Assessed Value	% Change	Millage Rate
2008	\$ 343,190,160.00		10.23	2017	\$ 383,882,150.00	1.14%	9.23
2009	\$ 349,878,270.00	1.95%	10.23	2018	\$ 388,351,930.00	1.16%	9.23
2010	\$ 353,188,096.00	0.95%	10.23	2019	\$ 392,115,730.00	0.97%	9.23
2011	\$ 358,591,647.00	1.53%	10.23	2020	\$ 395,901,850.00	0.97%	9.23
2012	\$ 362,324,140.00	1.04%	9.23	2021	\$ 400,674,100.00	1.21%	9.23
2013	\$ 366,179,157.00	1.06%	9.23	2022	\$ 404,542,570.00	0.97%	9.23
2014	\$ 370,722,130.00	1.24%	9.23	2023	\$ 408,045,710.00	0.87%	9.23
2015	\$ 375,133,730.00	1.19%	9.23	2024	\$ 412,364,900.00	1.06%	9.23
2016	\$ 379,571,090.00	1.18%	9.23				

NORTH HUNTINGDON TOWNSHIP

2026 GENERAL FUND ESTIMATED REVENUES



REVENUES		2023	2024	2025	2025	2026	%
		ACTUAL	ACTUAL	YTD	BUDGET	BUDGET	CHANGE
REAL PROPERTY TAX							
	01 301 100 CURRENT REAL ESTATE TAX	3,652,363	3,673,885	3,654,383	3,675,100	\$4,275,100	16%
	01 301 200 REAL ESTATE TAX - DEL	115,868	120,751	107,864	116,000	115,000	-1%
	01 301 500 REAL ESTATE LIENS	3,922	6,005	2,963	5,000	5,000	0%
	TOTAL - REAL PROPERTY TAX	3,772,153	3,800,642	3,765,210	3,796,100	4,395,100	16%
LOCAL ENABLING TAX							
	01 310 010 PER CAPITA - CURRENT	65,590	59,432	51,235	65,000	-	-100%
	01 310 020 PER CAPITA -DEL	22,334	15,904	31,029	15,000	-	-100%
	01 310 100 REAL ESTATE TRANSFER TAX	716,829	597,475	658,456	600,000	650,000	8%
	01 310 210 EARNED INCOME TAX - CUR	6,181,804	6,486,841	5,264,389	6,581,000	6,585,000	0%
	01 310 220 EARNED INCOME TAX - DEL	5,824	-	-	10,000	10,000	0%
	01 310 310 BUSINESS GROSS RECEIPTS	439,648	498,841	448,176	515,000	500,000	-3%
	01 310 320 BUSINESS RECEIPTS - DEL	269,047	61,239	73,458	50,000	50,000	0%
	01 310 510 OCC & LST - CURRENT	609,465	590,657	465,878	610,000	600,000	-2%
	01 310 520 OCC & LST - DEL	21,245	14,724	28,960	10,000	20,000	100%
	TOTAL - LOCAL ENABLING TAX	8,331,786	8,325,111	7,021,581	8,456,000	8,415,000	0%
LICENSES & PERMITS							
	01 321 610 TRANSIENT RETAIL LICENSE	2,600	3,955	2,050	3,500	3,500	0%
	01 321 700 MECHANICAL DEVICE TAX	9,300	9,900	8,850	10,000	10,000	0%
	01 321 800 CABLE TV FRANCHISE	675,541	647,387	467,492	650,000	660,000	2%
	01 322 800 STREET OPENING PERMITS	66,316	38,169	27,024	50,000	50,000	0%
	TOTAL - LICENSES & PERMITS	753,757	699,411	505,416	713,500	723,500	1%
FINES & FORFEITURES							
	01 331 110 LOCAL POLICE FINES	53,603	41,422	32,898	50,000	50,000	0%
	01 331 120 ORDINANCE VIOLATIONS	3,807	2,550	2,948	2,500	2,500	0%
	01 331 130 STATE POLICE FINES	13,836	13,458	6,003	12,000	13,000	8%
	01 332 100 FORFEITS				500	-	-100%
	TOTAL - FINES & FORFEITURES	71,246	57,430	41,850	65,000	65,500	1%
INTEREST EARNINGS							
	01 341 000 INTEREST	235,852	2,287	32,530	264,000	253,625	-4%
	TOTAL - INTEREST	235,850	2,287	32,530	264,000	253,625	-4%
RENTS							
	01 342 200 MUNICIPAL BLDG OFFICES	1,875	1,875	1,406	1,872	1,000	-47%
	01 342 530 CELL TOWER RENTAL	29,824	24,421	18,023	31,000	31,000	0%
	TOTAL - RENTS	31,699	26,296	19,430	32,872	32,000	-3%

REVENUES		2023	2024	2025	2025	2026	%
		ACTUAL	YTD	YTD	BUDGET	BUDGET	CHANGE
GRANTS							
	01 354 004 GRANTS	232,705	33,288	2,451	-	-	
	01 354 020 POLICE TECHNOLOGY GRANT		582,423	412,920	455,000	-	-100%
	TOTAL - GRANTS	232,705	615,712	415,372	455,000	-	-100%
STATE SHARED REVENUE							
	01 355 010 PUBLIC UTILITY REALTY	10,661	12,446	12,266	12,000	12,000	0%
	01 355 040 ALCOHOLIC BEV. LICENSES	9,850	9,750	9,100	9,000	9,000	0%
	01 355 050 STATE PENSION ASSISTANCE	571,133	603,989	586,578	653,400	587,000	-10%
	01 355 060 DRILLING IMPACT FEES	75,494	48,647	47,763	48,000	48,000	0%
	01 355 070 FOREIGN FIRE INS	206,205	209,747	223,725	212,000	226,000	7%
	TOTAL - STATE SHARED REVENUE	873,343	884,580	879,433	934,400	882,000	-6%
CHARGES FOR SERVICES							
	01 361 100 LIEN LETTERS	16,440	17,401	19,537	13,000	16,000	23%
	01 361 310 SUB & LAND DEVELOPMENT	48,377	28,692	30,760	25,000	30,000	20%
	01 361 311 PROFESSIONAL SERVICES	31,488	53,701	15,856	40,000	40,000	0%
	01 361 312 PAVING REIMBURSEMENT	-	-	1,065	-	-	0%
	01 361 335 LAND OPERATIONS PERMITS	-	-	-	1,000	-	-100%
	01 361 340 ZONING HEARING BOARD	10,800	3,450	4,200	5,000	5,000	0%
	01 361 500 SALE-MAPS, ORD COPIES	325	253	45	200	200	0%
	01 361 730 COPIES - ACCIDENT, RTK	4748	4,773	4,789	4,000	4,500	13%
	TOTAL - CHARGES FOR SERVICES	112,178	108,270	76,252	88,200	95,700	9%
PUBLIC SAFETY							
	01 362 100 SCHOOL RESOURCE OFFICER	136,468	102,876	48,270	70,000	-	-100%
	01 362 101 TASK FORCE REIMBURSEMT	79,312	60,743	53,277	65,000	65,000	0%
	01 362 102 SPECIAL DETAIL REIMBURSE	43,361	29,538	17,830	20,000	15,000	-25%
	01 362 130 BURGLAR ALARMS	755	475	700	500	500	0%
	01 362 410 BLDG/USE & OCCUP PERMITS	180,889	235,377	247,126	210,000	250,000	19%
	TOTAL - PUBLIC SAFETY	440,805	429,010	367,206	365,500	330,500	-10%
RECREATION PROGRAMS							
	01 367 140 FACILITY RENTALS	45,135	46,930	48,757	50,000	-	-100%
	01 367 200 PROGRAM FEES/DONATIONS	132,935	31,617	80,718	40,000	-	-100%
	01 367 300 TICKET SALES	5,367	4,484	6,671	5,000	-	-100%
	TOTAL - RECREATION PROGRAMS	183,437	83,031	136,146	95,000	-	-100%

	REVENUES	2023	2024	2025	2025	2026	%
		ACTUAL	ACTUAL	YTD	BUDGET	BUDGET	CHANGE
	MISCELLANEOUS REVENUES						
	01 389 100 MISCELLANEOUS REVENUE	42,828	77,422	206,885	75,000	162,074	116%
	01 389 200 POLICE DEPT DONATIONS	13,961	8,200	9,070	10,000	10,000	0%
	01 389 300 MRM DIVIDENDS	55,387	181,139	216,831	175,000	215,000	23%
	01 389 400 MEIT DIVIDENDS	33,522	19,750	12,980	12,000	13,000	8%
	01 389 500 INSURANCE CLAIMS	206,665	78,114	46,089	100,000	25,000	-75%
	01 389 600 HEALTH CONTRIBUTIONS	9,669	\$7,553	\$8,038	9,000	9,000	0%
	01 392 010 TRFR FROM RESERVE FUND	51,748	583,517	1,003,186	1,400,795	30,000	-98%
	01 392 200 TRFR FROM CAPITAL RESERVE	-	-	15,849	-	-	-
	01 392 400 TRFR FROM OPIOID FUND	-	104,883	109,895	132,000	135,000	2%
	01 395 000 00 PRIOR YEARS	136,505	18,086	-	25,000	-	-100%
	01 395 100 WORKERS COMP	23,847	2,441	-	10,000	10,000	0%
	TOTAL - MISCELLANEOUS REVENUES	574,132	1,081,108	1,628,825	1,948,795	609,074	-69%
	UNENCUMBERED REVENUE						
	01 396 100 UNENCUMBERED REVENUE				500,000	50,000	-90%
	TOTAL - UNENCUMBERED REVENUE				500,000	50,000	-90%
	TOTAL REVENUES	15,613,093	16,112,893	14,889,257	17,714,367	15,851,999	-11%

THIS SPACE HAS BEEN INTENTIONALLY LEFT BLANK

NORTH HUNTINGDON TOWNSHIP

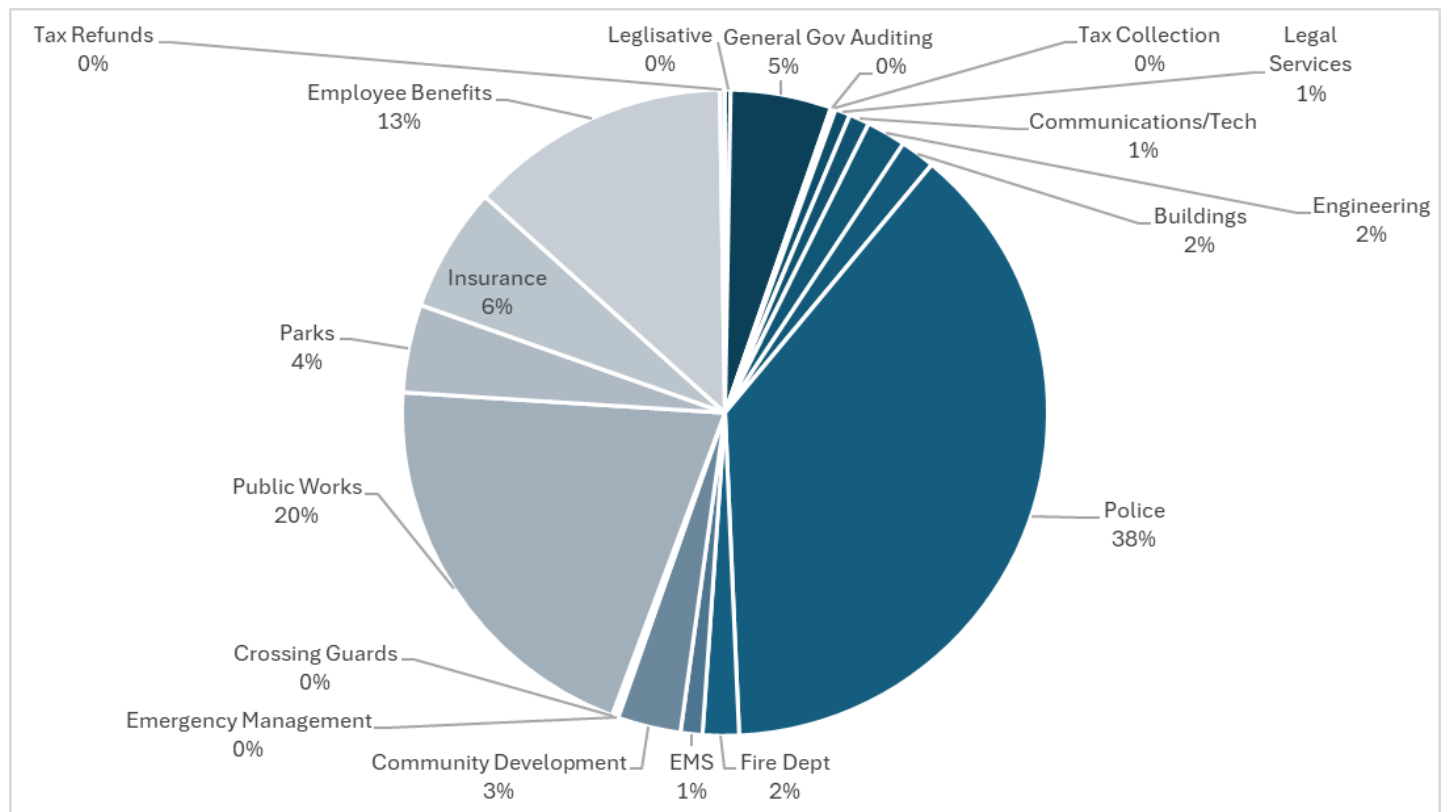
GENERAL FUND EXPENDITURES



Where does the money go?

The projected operating expenditures for 2026 are budgeted to **decrease** from **\$17,714,367** in the 2025 Budget to **\$15,851,999**, reflecting a **reduction of \$1,862,368**, or approximately **11%**.

A breakdown of changes by program area is provided on the following pages. The **Public Works** and **Police Departments** remain the largest areas of expenditure, together accounting for **58% of the total Operating Budget**.



NORTH HUNTINGDON TOWNSHIP

GENERAL FUND EXPENDITURES



General Fund Operating Expenditures Summarization

	2025 Budget	2025 YTD	2026 Budget
Legislative	\$ 43,525	\$ 37,575	\$ 44,025
General Government	\$ 778,900	\$ 637,639	\$ 799,685
Auditing Services	\$ 15,000	\$ 3,625	\$ 15,000
Tax Collection	\$ 40,000	\$ 25,508	\$ 23,500
Legal Services	\$ 135,000	\$ 120,986	\$ 120,000
Communications / Tech	\$ 164,400	\$ 80,588	\$ 162,000
Engineering	\$ 261,750	\$ 257,546	\$ 312,070
Buildings	\$ 256,010	\$ 261,981	\$ 277,235
Police	\$ 6,696,801	\$ 5,467,921	\$ 6,061,300
Fire Department	\$ 292,000	\$ 285,617	\$ 288,000
EMS	\$ 169,500	\$ 155,286	\$ 173,200
Community Development	\$ 535,718	\$ 470,625	\$ 501,625
Emergency Management	\$ 17,400	\$ 12,913	\$ 26,200
Crossing Guards	\$ 22,400	\$ 17,604	\$ 24,100
Public Works	\$ 4,576,482	\$3,678,768	\$ 3,220,400
Parks	\$ 791,740	\$ 655,918	\$ 698,100
Insurance	\$ 964,000	\$ 885,085	\$ 992,350
Employee Benefits	\$ 1,921,741	\$ 386,748	\$ 2,073,209
Tax Refunds	\$ 32,000	\$ 34,526	\$ 40,000
TOTAL	\$17,714,367	\$13,476,469	\$15,851,999

As stated earlier in this Budget Message, overall General Fund operation expenditures are budgeted to decrease by 11% of the 2025 Budget Amounts. Some of the specific budgeted items that contribute to the overall expenditure levels include:

- \$1.4 million dollars were transferred from the General Fund Reserve in 2025 for major capital improvements. This was a one-time investment that is not sustainable.
- Health Insurance continues to increase at a record pace. The IRS increased the minimum from \$1650/\$3300 to \$1700/\$3400 deductibles. Retirees' medical coverage increases by 21% from the previous year, costing an additional \$65,000.
- PMRS Contributions continue to increase on average 6% annually.
- With the increase of major infrastructure projects additional engineering services are needed via a 3rd party consulting engineering firm.

Staffing levels and Compensation – The overall staffing levels and salary ranges are reflected in each department's budget and detailed in the Appendix section of the budget document. Compensation levels for the operating budget reflect rates set either by contract, arbitration, or ranges established by the Board of Commissioners and verified via a labor and economic analysis.

NORTH HUNTINGDON TOWNSHIP

2025 GENERAL FUND ESTIMATED EXPENDITURES



EXPENDITURES		2023	2024	2025	2025	2026	%
		ACTUAL	ACTUAL	YTD	BUDGET	BUDGET	Change
LEGISLATIVE							
	01 400 110 ELECTED OFFICALS SALARY	30,625	30,625	25,156	30,625	30,625	0%
	01 400 192 FICA / MEDICARE	2,342	2,343	1,924	2,400	2,400	0%
	01 400 210 SUPPLIES	2,946	788		500	-	-100%
	01 400 420 DUES & SUBSCRIPTIONS	9,000	8,841	10,495	10,000	11,000	10%
	TOTAL - LEGISLATIVE	44,914	42,597	37,575	43,525	44,025	1%
GENERAL GOVERNMENT							
	01 401 110 TOWNSHIP MANAGER	110,470	121,549	107,885	127,500	131,325	3%
	01 401 111 ASSISTANT-MANAGER	61,723	34,615	86,308	102,000	105,060	3%
	01 401 112 FULL TIME WAGES	266,928	269,763	236,987	280,000	288,000	3%
	01 401 180 OVERTIME	4,286	6,515	3,340	5,000	4,000	-20%
	01 401 192 FICA / MEDICARE	33,917	30,434	26,638	40,000	40,000	0%
	01 401 194 UCOMP	966	1,020	1,170	1,200	1,200	0%
	01 401 196 HEALTH INSURANCE	104,586	100,344	116,462	142,000	157,000	11%
	01 401 210 OFFICE SUPPLIES	6,495	4,162	3,612	\$10,000	5,000	-50%
	01 401 213 COPIER	3,113	3,059	2,528	3,000	3,100	3%
	01 401 215 POSTAGE	5,538	5,508	6,130	6,000	8,000	33%
	01 401 231 ADMIN VEHICLE FUEL	67	130	260	500	500	0%
	01 401 238 CLOTHING ALLOWANCE	696	665	817	1,200	1,000	-17%
	01 401 239 OTHER OPERATING EXPENSES	22,187	13,945	16,705	15,000	17,000	13%
	01 401 250 VEHICLE MAINTENANCE	385	160	235	500	500	0%
	01 401 270 ACCOUNTING SOFTWARE	10,771	18,275	10,935	16,000	16,000	0%
	01 401 324 WIRELESS TECHNOLOGY	663	119	-	1,000	-	-100%
	01 401 331 TRAVEL EXPENSE	81	131	-	1,000	1,000	0%
	01 401 341 LEGAL ADS	14,673	12,943	13,521	18,000	15,000	-17%
	01 401 390 SERVICE CHARGES	1,265	4,856	1,444	1,500	1,500	0%
	01 401 420 DUES & SUBSCRIPTIONS	1,944	2,473	1,498	2,500	2,500	0%
	01 401 460 TRAINING	5,161	4,945	1,165	5,000	2,000	-60%
	TOTAL - GENERAL GOVERNMENT	655,915	635,610	637,640	778,900	799,685	3%
AUDITING SERVICES							
	01 402 311 AUDITING SERVICES	8,500	15,000	3,625	15,000	15,000	0%
	TOTAL - AUDITING SERVICES	8,500	15,000	3,625	15,000	15,000	0%

	2023	2024	2025	2025	2026	%
	ACTUAL	ACTUAL	YTD	BUDGET	BUDGET	Change
TAX COLLECTION						
01 403 105 SALARY	10,000	10,000	8,333	10,000	10,000	0%
01 403 116 COMMISSION	21,425	9,407	8,428	15,000	-	-100%
01 403 192 FICA / MEDICARE	6,799	4,236	637	5,000	3,500	-30%
01 403 200 SUPPLIES/EXPENSES	11,901	10,646	8,109	10,000	10,000	0%
TOTAL - TAX COLLECTION	50,125	34,289	25,508	40,000	23,500	-41%
SOLICITOR / LEGAL SERVICES						
01 404 310 SOLICITOR FEES	86,587	86,276	73,478	90,000	90,000	0%
01 404 314 SPECIAL LEGAL SERVICES	8,798	25,777	47,507	45,000	30,000	-33%
TOTAL - SOLICITOR / LEGAL SERVICES	95,385	112,054	120,986	135,000	120,000	-11%
COMMUNICATIONS / TECH COORD						
01 407 112 SALARIES AND WAGES	51,686	51,199	-	-	-	-
01 407 192 FICA / MEDICARE	3,955	3,916	-	-	-	-
01 407 194 UCOMP	160	204	-	-	-	-
01 407 196 HEALTH INSURANCE	12,336	20,993	1,731	1,800	-	-100%
01 407 210 TECH SUPPLIES	803	727	824	2,000	2,000	0%
01 407 238 CLOTHING ALLOWANCE	-	-	-	-	-	-
01 407 270 SOFTWARE	27,987	51,412	940	50,000	50,000	0%
01 407 324 WIRELESS TECHNOLOGY	686	477	219	600	-	-100%
01 407 341 MARKETING	-	-	12,962	10,000	25,000	150%
01 407 420 DUES & SUBSCRIPTIONS	-	-	-	-	-	-
01 407 452 CONTRACTED IT	983	200	8,850	20,000	15,000	-25%
01 407 453 WEBSITE	12,472	8,556	29,070	30,000	20,000	-33%
01 407 460 TRAINING	160	62	-	-	-	-
01 407 720 TECHNOLOGY UPGRADES	30,179	21,839	25,990	50,000	50,000	0%
TOTAL – COMM./ TECH COORD	141,407	159,590	80,588	164,400	162,000	-1%
ENGINEERING SERVICES						
01 408 114 SALARIES & WAGES	106,475	118,762	127,724	115,000	140,000	22%
01 408 192 FICA / MEDICARE	8,145	9,085	9,771	9,000	11,000	22%
01 408 194 UCOMP	322	408	468	450	470	4%
01 408 196 HEALTH INSURANCE	15,986	21,713	23,055	25,000	27,500	10%
01 408 210 OFFICE SUPPLIES	3,338	2,830	655	5,000	2,500	-50%
01 408 231 VEHICLE FUEL	-	123	964	3,000	1,500	-50%
01 408 238 CLOTHING ALLOWANCE	306	425	215	500	400	-20%
01 408 250 VEHICLE MAINTANCE	-	-	10	1,000	1,000	0%
01 408 313 ENGINEERING SERVICES	143,319	143,848	92,067	100,000	125,000	25%
01 408 324 WIRELESS TECHNOLOGY	76	208	213	300	200	-33%
01 408 331 TRAVEL EXPENSE	889	655	1,246	1,000	1,000	0%

		2023	2024	2025	2025	2026	%
		ACTUAL	ACTUAL	YTD	BUDGET	BUDGET	Change
	01 408 420 DUES & SUBSCRIPTIONS	100	199	456	500	500	0%
	01 408 460 TRAINING	665	365	702	1,000	1,000	0%
	TOTAL - ENGINEERING SERVICES	279,621	298,622	257,546	261,750	312,070	19%
	BUILDINGS						
	01 409 112 SALARIES & WAGES	68,598	70,128	60,813	72,000	74,000	3%
	01 409 180 OVERTIME	321	152	232	500	500	0%
	01 409 192 FICA / MEDICARE	7,025	5,376	4,670	5,600	5,800	4%
	01 409 194 UCOMP	161	204	234	210	235	12%
	01 409 196 HEALTH INSURANCE	20,676	23,159	23,800	25,000	29,000	16%
	01 409 200 SUPPLIES - TOWN HOUSE	12,256	14,043	11,848	15,000	15,000	0%
	01 409 238 CLOTHING ALLOWANCE	200	200	70	200	200	0%
	01 409 260 SMALL TOOLS & EQUIP	1,656	3,756	799	5,000	2,000	-60%
	01 409 321 TELEPHONE	21,823	23,269	19,457	25,000	25,000	0%
	01 409 323 TELEPHONE EQUIPMENT	2,810	1,721	1,650	3,000	2,000	-33%
	01 409 325 INTERNET	7,077	18,293	12,439	20,000	15,000	-25%
	01 409 361 ELECTRIC - TOWN HOUSE	27,490	27,282	32,232	30,000	32,000	7%
	01 409 362 GAS - TOWN HOUSE	12,337	12,387	16,413	15,000	16,000	7%
	01 409 364 SEWAGE - TOWN HOUSE	1,227	1,502	775	1,500	1,500	0%
	01 409 366 WATER - TOWN HOUSE	1,924	4,050	4,569	3,000	4,000	33%
	01 409 373 REPAIRS & IMP	18,749	92,141	16,378	5,000	25,000	400%
	01 409 450 CONTRACTED SERVICES	12,005	32,098	55,604	30,000	30,000	0%
	TOTAL - BUILDINGS	216,335	329,761	261,982	256,010	277,235	8%
	POLICE DEPARTMENT						
	01 410 110 00 POLICE CHIEF'S SALARY	135,247	144,757	124,047	146,601	-	-100%
	01 410 112 00 POLICE FULL TIME WAGES	3,200,585	3,465,703	3,074,889	3,600,000	3,500,000	-3%
	01 410 113 00 DISPATCHERS – F/T WAGES	380,521	345,789	295,323	380,000	400,000	5%
	01 410 150 00 DISPATCHERS – P/T WAGES		46,316	32,192	40,000	60,000	50%
	01 410 180 00 POLICE OVERTIME	360,388	366,961	339,233	350,000	360,000	3%
	01 410 180 01 DISPATCH OVERTIME	26,666	40,125	34,955	30,000	20,000	-33%
	01 410 182 00 SPECIAL DETAILS	68,236	26,797	14,035	30,000	15,000	-50%
	01 410 182 01 TASK FORCE	67,054	57,213	42,196	50,000	50,000	0%
	01 410 184 00 SICK TIME BUYBACK	10,670	5,449	3,147	75,000	7,000	-91%
	01 410 187 00 DROP BUYBACK	26,774	-	-	25,000	15,000	-40%
	01 410 192 00 FICA / MEDICARE	307,405	328,330	292,016	330,000	345,000	5%
	01 410 194 00 UCOMP	5,968	8,649	9,078	9,000	10,000	11%
	01 410 196 00 HEALTH INSURANCE	637,962	646,431	664,883	716,000	800,000	12%
	01 410 210 00 OFFICE SUPPLIES	7,555	9,422	3,703	8,000	8,000	0%
	01 410 213 00 COPIER	3,069	2,942	2,963	3,000	3,200	7%

		2023	2024	2025	2025	2026	%
		ACTUAL	ACTUAL	YTD	BUDGET	BUDGET	Change
	01 410 231 00 FUEL	60,811	58,723	45,051	62,000	60,000	-3%
	01 410 238 00 UNIFORMS - POLICE	33,423	30,246	37,283	37,200	40,000	8%
	01 410 238 01 UNIFORMS - DISPATCH	-	685	1,047	1,800	1,600	-11%
	01 410 239 00 OTHER OPERATING	16,192	26,761	39,536	35,000	50,000	43%
	01 410 240 00 K-9 EXPENSES	11,333	9,907	8,767	12,000	12,000	0%
	01 410 240 01 VESTS	10,786	20,889	2,744	20,000	15,000	-25%
	01 410 240 02 VASCAR	2,946	2,895	2,452	3,000	3,000	0%
	01 410 240 03 DEFENSIVE EQUIPMENT	40,374	28,524	29,279	25,000	25,000	0%
	01 410 240 04 SWAT	-	-	5,264	10,000	10,000	0%
	01 410 250 00 VEHICLE MAINTENANCE	46,478	35,485	27,701	40,000	40,000	0%
	01 410 260 00 MINOR EQUIPMENT	5,088	1,722	475	5,000	5,000	0%
	01 410 315 00 BLOOD ALCOHOL TESTS	4,536	5,714	4,985	5,000	5,000	0%
	01 410 324 00 WIRELESS TECHNOLOGY	16,956	15,507	23,989	20,000	24,000	20%
	01 410 327 00 RADIO EQUIP MAINTEN	10,182	10,214	6,661	9,000	\$10,000	11%
	01 410 331 00 TRAVEL EXPENSE	1,040	2,336	3,927	5,000	5,000	0%
	01 410 374 00 SIGNAL MAINT	164,045	145,662	28,616	50,000	50,000	0%
	01 410 420 00 DUES & SUBSCRIPTIONS	630	1,033	1,313	1,200	1,500	25%
	01 410 450 00 ANIMAL CONTROL SRVS	8,830	9,585	8,080	10,000	10,000	0%
	01 410 450 01 OTHER CONTRACT SRVS	62,790	59,925	32,644	50,000	60,000	20%
	01 410 460 00 TRAINING	12,971	15,940	18,577	20,000	20,000	0%
	01 410 460 01 CIVIL SERVICE	13,334	370	13,144	13,000	1,000	-92%
	01 410 540 00 COMMUNITY PROGRAMS	11,690	14,480	12,935	15,000	20,000	33%
	01 410 750 00 POLICE TECH GRANT	228,066	724,288	180,793	455,000	-	-100%
	TOTAL - POLICE DEPARTMENT	6,000,601	6,715,774	5,467,921	6,696,801	6,061,300	-9%
	FIRE DEPARTMENT						
	01 411 195 WORKERS COMP.	49,043	22,855	34,285	60,000	39,000	-35%
	01 411 231 GASOLINE	22,273	19,454	17,905	20,000	23,000	15%
	01 411 540 FIREMENS RELIEF ASSOC.	206,205	209,748	233,428	212,000	226,000	7%
	TOTAL - FIRE DEPARTMENT	277,521	252,056	285,618	292,000	288,000	-1%
	RESCUE 8						
	01 412 231 GASOLINE	50,041	46,260	37,654	50,000	50,000	0%
	01 412 361 ELECTRIC	9,368	8,421	7,990	10,000	10,000	0%
	01 412 362 GAS	4,854	4,584	7,182	6,000	10,000	67%
	01 412 364 SEWAGE	1,110	930	762	1,500	1,200	-20%
	01 412 366 WATER	1,772	1,751	1,699	2,000	2,000	0%
	01 412 540 CONTRIBUTION TO RESCUE 8	72,000	100,000	100,000	100,000	100,000	0%
	TOTAL - RESCUE 8	139,146	161,946	155,287	169,500	173,200	2%

		2023	2024	2025	2025	2026	%
		ACTUAL	ACTUAL	YTD	BUDGET	BUDGET	Change
COMMUNITY DEVELOPMENT							
	01 414 110 00 DIRECTOR SALARY	84,872	80,044	73,362	86,700	89,400	3%
	01 414 112 00 BUILDING INSPECTOR	65,519	67,460	48,362	69,484	69,100	-1%
	01 414 112 01 CODE OFFICIAL	69,443	57,448	53,654	40,000	59,800	50%
	01 414 112 03 CLERICAL WAGES	78,081	\$65,386	56,897	67,184	69,200	3%
	01 414 120 00 ZHB COMP	-	1,550	1,350	1,700	1,800	6%
	01 414 180 000 OVERTIME	2,100	1,451	775	1,500	1,000	-33%
	01 414 184 00 SICK TIME BUY BACK	1,006	-	698	1,000	725	-28%
	01 414 192 00 FICA - MEDICARE	22,767	23,440	24,484	23,000	23,000	0%
	01 414 194 00 UCOMP	644	921	1,404	850	1,400	65%
	01 414 196 00 HEALTH INSURANCE	81,275	73,120	58,213	92,000	65,000	-29%
	01 414 210 00 OFFICE SUPPLIES	4,513	3,595	3,538	5,000	5,000	0%
	01 414 213 00 COPIER	1,419	3,556	2,799	3,200	3,200	0%
	01 414 231 00 VEHICLE FUEL	3,169	3,973	1,919	5,000	5,000	0%
	01 414 238 00 CLOTHING ALLOWANCE	1,003	834	514	1,000	\$800	-20%
	01 414 239 00 OTHER OPERATING SUPP	679	207	\$918	3,000	1,000	-67%
	01 414 250 00 VEHICLE MAINTENANCE	335	372	670	2000	2000	0%
	01 414 260 00 MINOR EQUIPMENT	1,946	304	420	1,500	1,000	-33%
	01 414 324 00 WIRELESS TECHNOLOGY	1,437	1,705	1,737	2,500	2,000	-20%
	01 414 331 00 TRAVEL EXPENSE	-	-	-	1,000	2,000	100%
	01 414 410 00 LIENS	1,808	309	232	1,500	5,000	233%
	01 414 420 00 DUES & SUBSCRIPTIONS	682	1,518	689	1,500	2,000	33%
	01 414 450 00 CONTRACTED SERVICES	158,795	80,448	96,908	65,000	65,000	0%
	01 414 460 00 TRAINING	1,500	2,703	3,430	3,000	5,000	67%
	01 414 491 00 REFUNDS	5,800	-	-	2,000	1,000	-50%
	01 414 530 00 WESTMORLAND CNTY	5,982	12,054	-	6,100	6,200	2%
	01 414 540 00 DEMOLITION	30,275	27,000	38,350	50,000	15,000	-70%
	TOTAL – COMMUNITY DEVELOPMENT	625,050	509,399	470,625	535,718	501,625	-6%
EMERGENCY MANAGEMENT							
	01 415 211 SUPPLIES/MATERIALS	16,198	3,609	2,087	5,000	10,000	100%
	01 415 260 EQUIPMENT	1,513	2,103	9,866	10,000	10,000	0%
	01 415 324 WIRELESS TECHNOLOGY	1,142	955	855	1,200	5,000	317%
	01 415 420 DUES & SUBSCRIPTIONS	-	-	-	200	200	0%
	01 415 460 TRAINING	-	35	106	1,000	1,000	0%
	TOTAL - EMERGENCY MANAGEMENT	18,853	6,703	12,914	17,400	26,200	51%

		2023	2024	2025	2025	2026	%
		ACTUAL	ACTUAL	YTD	BUDGET	BUDGET	Change
SCHOOL CROSSING GUARDS							
	01 419 115 WAGES	15,774	20,490	16,005	20,000	22,000	10%
	01 419 192 FICA / MEDICARE	1,207	1,568	1,224	1,400	1,600	14%
	01 419 194 UCOMP	254	418	375	500	500	0%
	01 419 200 SUPPLIES	-	-	-	500	-	-100%
	TOTAL - SCHOOL CROSSING GUARDS	17,235	22,476	17,604	22,400	24,100	8%
PUBLIC WORKS DEPARTMENT							
	01 430 110 SUPERINTENDENT SALARY	89,457	83,058	71,923	85,000	87,600	3%
	01 430 111 ASST. SUPT. SALARY	77,900	80,237	-	55,000	-	-100%
	01 430 112 ROAD DEPT WAGES	1,237,351	1,292,622	1,169,541	1,220,000	1,560,000	28%
	01 430 180 OVERTIME	30,755	39,786	7,635	85,000	85,000	0%
	01 430 184 SICK TIME BUYBACK	994	1,302	2,188	2,500	2,200	-12%
	01 430 188 INSURANCE INCENTIVE	-	-	-	12,000	-	-100%
	01 430 192 FICA / MEDICARE	109,684	114,533	101,850	126,000	130,000	3%
	01 430 194 UCOMP	3,864	4,692	5,230	4,500	7,000	56%
	01 430 196 HEALTH INSURANCE	371,039	355,893	349,261	410,000	524,000	28%
	01 430 210 OFFICE SUPPLIES	1,390	2,642	1,376	3,000	3,000	0%
	01 430 213 COPIER	-	1,465	1,962	2,000	2,000	0%
	01 430 231 VEHICLE FUEL	84,767	78,157	80,431	90,000	90,000	0%
	01 430 238 CLOTHING ALLOWANCE	6,591	5,750	1,736	4,000	4,400	10%
	01 430 239 OTHER OPERATING SUPPLIES	28,551	22,955	24,459	30,000	25,000	-17%
	01 430 250 VEHICLE MAINTENANCE	136,045	103,793	135,749	125,000	125,000	0%
	01 430 260 SM. TOOLS & MINOR EQUIP.	12,549	10,095	10,826	15,000	12,000	-20%
	01 430 321 TELEPHONE	4,221	4,410	5,064	4,000	4,700	18%
	01 430 324 WIRELESS TECHNOLOGY	3,198	2,389	2,294	3,500	3,500	0%
	01 430 325 INTERNET	3,415	3,378	1,534	3,600	3,500	-3%
	01 430 327 RADIO MAINTENANCE	556	-	-	1,000	500	-50%
	01 430 331 TRAVEL EXPENSE	141	720	125	1,000	1,000	0%
	01 430 361 ELECTRIC - P/W GARAGE	15,279	12,917	13,785	16,000	18,000	13%
	01 430 362 GAS - P/W GARAGE	22,127	22,021	26,083	30,000	30,000	0%
	01 430 364 SEWAGE - P/W GARAGE	1,446	1,162	1,072	2,000	2,000	0%
	01 430 366 WATER - P/W GARAGE	6,960	8,981	4,970	10,000	10,000	0%
	01 430 371 TOPSOIL	27,578	24,019	16,433	27,000	25,000	-7%
	01 430 373 REPAIRS & IMP - P/W GARAGE	35,227	16,819	2,688	24,382	10,000	-59%
	01 430 384 RENTAL OF MACHINERY	484	9,250	3,555	10,000	10,000	0%
	01 430 450 CONTRACTED SERVICES	3,313	21,423	90,765	30,000	30,000	0%
	01 430 460 TRAINING	160	1,378	520	1,500	1,500	0%
	01 432 245 SALT	351,697	254,667	319,224	450,000	350,000	-22%
	01 432 246 CALCIUM CHLORIDE	-	-	2,055	3,500	3,500	0%
	01 432 251 SPREADERS & PLOWS	-	-	-	10,000	10,000	0%

	2023	2024	2025	2025	2026	%
	ACTUAL	ACTUAL	YTD	BUDGET	BUDGET	Change
01 433 241 SIGNS	17,063	29,656	24,325	25,000	25,000	0%
01 433 310 LINE PAINT CONTR	1,800	17,940	-	25,000	25,000	0%
01 436 241 STORM DRAINAGE SUPPLIES	158,785	216,486	75,931	150,000	-	-100%
01 436 249 CONCRETE	8,595	17,003	7,874	20,000	-	-100%
01 438 245 ROAD IMPROVEMENTS	440,719	236,770	270,041	400,000	-	-100%
01 438 246 STONE	62,732	84,111	94,933	60,000	-	-100%
01 439 610 CAPITAL PROJECTS	423,370	775,527	671,333	1,000,000	-	-100%
TOTAL - PUBLIC WORKS DEPARTMENT	3,779,803	3,958,005	3,678,769	4,576,482	3,220,400	-30%
PARKS						
01 451 111 PARKS/REC COORDINATOR	-	19,077	53,511	63,240	65,200	3%
01 451 112 PARKS DEPT WAGES	259,222	275,289	246,928	288,000	295,000	2%
01 451 115 SUMMER PT EMP.	29,197	17,258	11,985	30,000	15,000	-50%
01 451 180 OVERTIME	13,825	11,169	15,293	16,000	16,000	0%
01 451 184 SICK TIME BUYBACK	-	536	968	1,000	1,000	0%
01 451 192 FICA / MEDICARE	29,655	28,221	25,129	32,000	33,000	3%
01 451 194 UCOMP	1,242	1,551	1,448	1,500	1,500	0%
01 451 196 HEALTH INSURANCE	73,668	96,128	82,999	97,000	106,000	9%
01 451 210 OFFICE SUPPLIES	260	1,029	767	1,500	500	-67%
01 451 231 FUEL	11,136	9,429	9,558	15,000	15,000	0%
01 451 238 CLOTHING ALLOWANCE	784	1,492	320	1,000	1,000	0%
01 451 239 OTHER OPERATING SUPPLIES	34,550	20,534	10,930	25,000	30,000	20%
01 451 247 PROGRAMS	216,211	43,156	89,019	100,000	-	-100%
01 451 249 DISCOUNT TICKET SALES	4,630	4,892	6,470	5,000	-	-100%
01 451 250 REPAIRS -MACH/EQUIP	12,510	8,432	16,718	15,000	15,000	0%
01 451 251 VEHICLE MAINTENANCE	5,611	4,952	5,303	15,000	15,000	0%
01 451 260 SM. TOOLS & MINOR EQUIP.	1,090	299	2,671	2,000	5,000	150%
01 451 321 TELEPHONE	1,074	997	1,056	1,200	1,200	0%
01 451 324 WIRELESS TECHNOLOGY	1,233	783	784	1,200	1,200	0%
01 451 361 ELECTRIC - PARKS	16,022	11,928	13,926	17,000	17,000	0%
01 451 362 GAS - PARKS	3,450	2,458	2,969	5,000	5,000	0%
01 451 364 SEWAGE - PARKS	6,036	10,676	1,969	7,000	3,000	-57%
01 451 366 WATER – PARKS	6,222	9,177	5,881	10,000	6,500	-35%
01 451 373 REPAIRS & IMP PARKS	30,810	19,209	21,050	20,000	25,000	25%
01 451 384 RENTAL OF EQUIPMENT	7,866	598	747	5,000	5,000	0%
01 451 420 DUES & SUBSCRIPTIONS	540	\$600	100	600	500	-17%
01 451 450 CONTRACTED SERVICES	14,736	8,987	27,398	15,000	15,000	0%
01 451 491 REFUNDS	-	-	-	-	3,000	100%
01 451 460 TRAINING	1,183	-	-	1,500	1,500	0%
01 451 720 PLAYGROUND EQUIP.	-	-	-	-	-	0%
TOTAL - PARKS	861,944	610,211	655,918	791,740	698,100	-12%

		2023	2024	2025	2025	2026	%
		ACTUAL	ACTUAL	YTD	BUDGET	BUDGET	Change
INSURANCE							
	01 484 195 WORKER COMPENSATION	344,800	450,853	425,157	505,000	505,000	0%
	01 486 352 PROPERTY, FLEET, LIABILITY,	288,005	36,992	304,131	307,000	322,350	5%
	01 486 353 PUBLIC OFFICIALS ERROR	64,277	66,143	66,948	68,000	69,000	1%
	01 486 355 POLICE INSURANCE	42,015	43,898	46,366	45,000	47,000	4%
	01 486 356 BONDS	5,406	3,467	3,467	4,000	4,000	0%
	01 486 357 INS. DEDUCTIBLE & COSTS	-	27,476	39,016	35,000	45,000	29%
	TOTAL - INSURANCE	744,503	628,829	885,086	964,000	992,350	3%
EMPLOYEE BENEFITS							
	01 487 156 HEALTH INS. / RETIREES	181,343	210,053	384,867	310,000	375,000	21%
	01 487 159 LIFE INSURANCE / RETIREES	353	353	-	-	-	-
	01 487 160 PMRS PENSIONS	1,369,328	1,395,509	-	1,591,741	1,692,009	6%
	01 487 162 MEDICAL EVALUATIONS	2,774	683	682	5,000	5,000	0%
	01 487 163 MEDICARE PART D / RETIREES	91,446	83,796	-	-	-	-
	01 487 180 RETIREMENT INCENTIVE	-	-	1,200	15,000	1,200	-92%
	TOTAL - EMPLOYEE BENEFITS	1,645,244	1,690,394	386,749	1,921,741	2,073,209	8%
TAX REFUNDS							
	01 491 430 TAX REFUNDS CURRENT YEAR	3,109	6,783	9,211	7,000	10,000.00	43%
	01 491 431 TAX REFUNDS PRIOR YEARS	5,952	23,980	25,315	25,000	30,000.00	20%
	TOTAL - TAX REFUNDS	9,061	30,763	34,526	32,000	40,000.00	25%
TOTAL EXPENDITURES		15,611,162	16,214,080	13,476,469	17,714,367	15,851,999	-11%
REVENUE / (DEFICIT)		1,930	(101,187)	1,415,787	(0)	(0)	

THIS SPACE HAS BEEN INTENTIONALLY LEFT BLANK

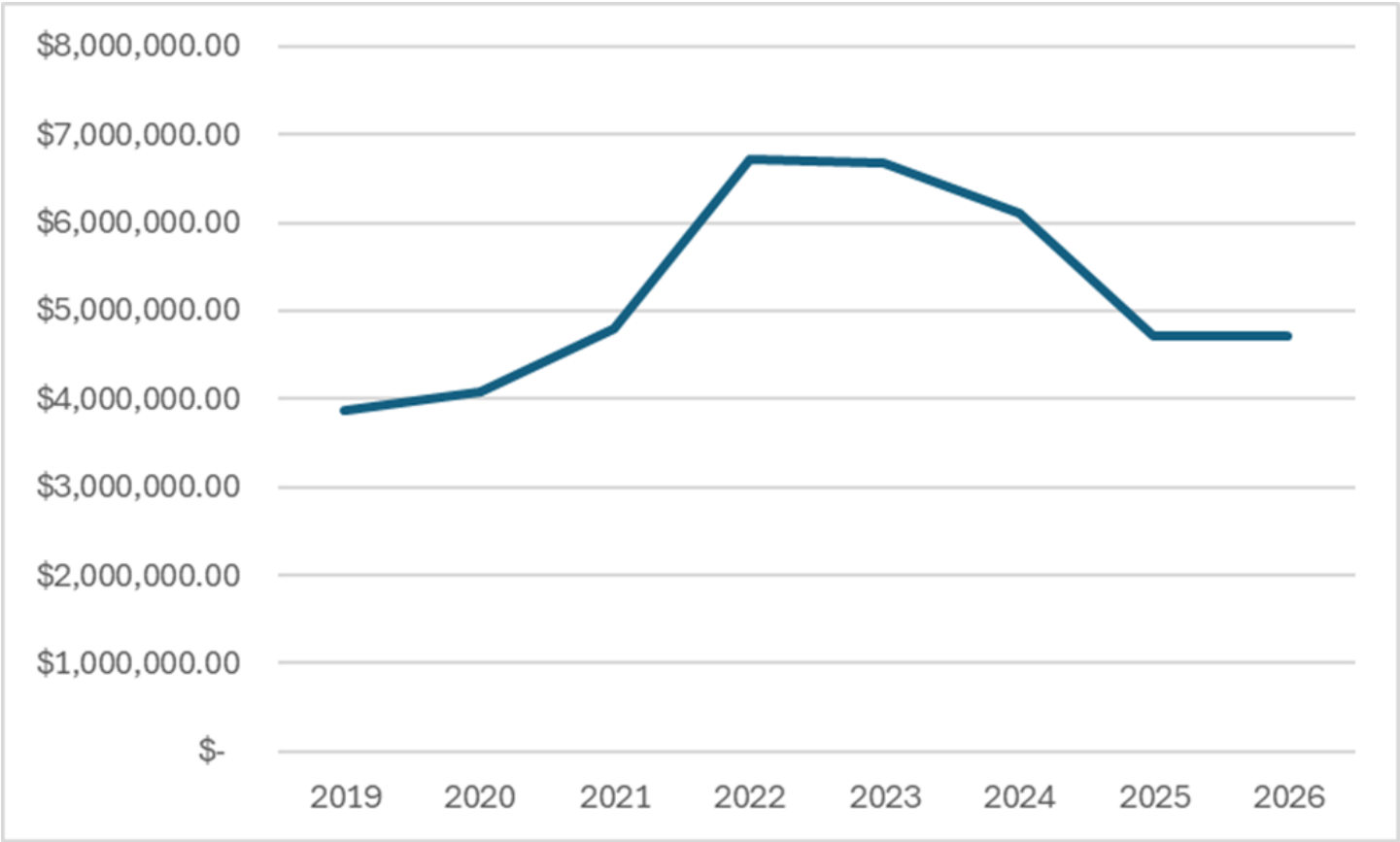
NORTH HUNTINGDON TOWNSHIP

FUND BALANCE HISTORY



FUND 01 – GENERAL FUND

	2020	2021	2022	2023	2024	2025	2026
Fund Balance	\$4,078,270	\$4,802,532	\$6,726,632	\$6,681,643	6,106,990	\$4,706,195	\$4,706,195



THIS SPACE HAS BEEN INTENTIONALLY LEFT BLANK

NORTH HUNTINGDON TOWNSHIP
BUDGETED EXPENDITURES PER CAPITA



Per Capital Information

Budget: \$15,851,999

Population: 31,847

Total Budgeted Per Capita Cost: \$497.76

DEPARTMENT	2026 BUDGET	COST PER CAPITA
Legislative	\$ 44,025	\$ 1.38
General Government	\$ 799,685	\$ 25.11
Auditing Services	\$ 15,000	\$ 0.47
Tax Collection	\$ 23,500	\$ 0.74
Legal Services	\$ 120,000	\$ 3.77
Communications / Tech	\$ 162,000	\$ 5.09
Engineering	\$ 312,070	\$ 9.80
Buildings	\$ 277,235	\$ 8.71
Police	\$ 6,061,300	\$ 190.33
Fire Department	\$ 288,000	\$ 9.04
EMS	\$ 173,200	\$ 5.44
Community Development	\$ 501,625	\$ 15.75
Emergency Management	\$ 26,200	\$ 0.82
Crossing Guards	\$ 24,100	\$ 0.76
Public Works	\$ 3,220,400	\$ 101.12
Parks	\$ 698,100	\$ 21.92
Insurance	\$ 992,350	\$ 31.16
Employee Benefits	\$ 2,073,209	\$ 65.10
Tax Refunds	\$ 40,000	\$ 1.26

NORTH HUNTINGDON TOWNSHIP
BUDGET SUMMARY – OTHER FUNDS



FUND 02 – LIGHT FUND

	2025 YTD	2026 BUDGET
REVENUES	\$243,891.20	\$292,150
EXPENDITURES	\$244,140.80	\$292,150
REVENUE / (DEFICIT)	(\$ 249.60)	\$ -

FUND 03 – WATER FUND

	2025 YTD	2026 BUDGET
REVENUES	\$53,802.91	\$57,700
EXPENDITURES	\$51,657.78	\$57,700
REVENUE / (DEFICIT)	\$2,145.13	\$ -

FUND 05 – FIRE SERVICE FUND

	2025 YTD	2026 BUDGET
REVENUES	\$522,562.52	\$572,700
EXPENDITURES	\$510,367.42	\$572,700
REVENUE / (DEFICIT)	\$ 12,195.10	\$ -

FUND 30 – PARKS FUND

	2025 YTD	2026 BUDGET
REVENUES	\$264,663.34	\$198,000
EXPENDITURES	\$129,507.44	\$198,000
REVENUE / (DEFICIT)	\$135,155.90	\$ -

FUND 35 – STATE LIQUID FUELS TAX FUND

	2025 YTD	2026 BUDGET
REVENUES	\$1,058,214.30	\$1,118,811.61
EXPENDITURES	\$-	\$1,118,811.61
REVENUE / (DEFICIT)	\$ 1,058,214.30	\$ -

FUND 95 – CAPITAL PROJECT FUND

	2025 YTD	2026 BUDGET
REVENUES	\$570,158.56	\$1,467,900
EXPENDITURES	\$658,330.48	\$1,467,900
REVENUE / (DEFICIT)	(\$ 88,171.92)	\$ -

NORTH HUNTINGDON TOWNSHIP
LIGHT FUND - 02



The Light Fund was established to defray the cost of streetlights from the General Fund to those applicable to properties located within two hundred fifty (250) feet of a streetlight. The levy is adopted by Ordinance annually in December.

	YTD 11/3/2025	2025 Budget	2026 Budget
REVENUES			
02 301 100 CURRENT TAXES	\$ 243,730.45	\$ 240,000.00	\$ 243,000.00
02 301 200 PRIOR YEAR BALANCE			\$ 49,010.00
02 341 000 INTEREST	\$ 160.75	\$ 140.00	\$ 140.00
TOTAL REVENUE	\$ 243,891.20	\$ 240,140.00	\$ 292,150.00
EXPENDITURES			
02 403 114 COMM-TAX COLLECTOR	\$ 12,144.25	\$ 12,500.00	\$ 12,150.00
02 442 361 SERVICE CHARGES	\$ 231,996.55	\$ 227,640.00	\$ 280,000.00
TOTAL EXPENDITURES	\$ 244,140.80	\$ 240,140.00	\$ 292,150.00
REVENUE / (DEFICIT)	\$ (249.60)	\$ -	\$ -

THIS SPACE HAS BEEN INTENTIONALLY LEFT BLANK

NORTH HUNTINGDON TOWNSHIP
WATER FUND - 03



The Water Fund was created to maintain the water hydrants throughout the Township. The levy is adopted by Ordinance annually in December. The rate continues to the sum of .14 mills on each dollar of assessed valuation or the sum of .00014 cents per one hundred dollars of assessed valuation. This levy is applicable only to properties within six hundred (600) feet of a fire hydrant.

	YTD 11/3/2025	2025 Budget	2026 Budget
REVENUES			
03 301 100 CURRENT TAXES	\$ 53,752.06	\$ 54,000.00	\$ 54,000.00
03 301 200 PRIOR YEAR BALANCE			\$ 3,660.00
03 341 000 INTEREST	\$ 50.85	\$ 40.00	\$ 40.00
03 378 500 HYDRANT DEVELOPERS	\$	\$	
TOTAL REVENUE	\$ 53,802.91	\$ 54,040.00	\$ 57,700.00
EXPENDITURES			
03 403 114 COMMISSION - TAX COLLECTOR	\$ 3,013.78	\$ 2,800.00	\$ 2,700.00
03 448 382 SERVICE - M.A.W.C.	\$ 48,644.00	\$ 43,040.00	\$ 50,000.00
03 448 720 FIRE HYDRANTS - NEW	\$	\$ 8,200.00	\$ 5,000.00
03 448 730 SPECIAL PROJECTS	\$		\$
TOTAL EXPENDITURES	\$ 51,657.78	\$ 54,040.00	\$ 57,700.00
REVENUE / (DEFICIT)	\$ 2,145.13	\$ -	\$ -

THIS SPACE HAS BEEN INTENTIONALLY LEFT BLANK

NORTH HUNTINGDON TOWNSHIP

FIRE SERVICE FUND – 05



The Fire Service Fund was established to levy funds to be equally distributed to each fire department within the Township. The levy is adopted by Ordinance annually in December and remains the sum of 1.32 mills on each dollar of assessed valuation or the sum of .00132 cents on each one hundred dollars of assessed valuation.

	YTD 11/3/2025	2025 Budget	2026 Budget
REVENUES			
05 301 100 CURRENT TAX COLLECTIONS	\$ 522,357.57	\$ 520,000.00	\$ 525,000.00
05 341 000 INTEREST	\$ 204.95	\$ 170.00	\$ 200.00
05 399 000 PRIOR YEAR BALANCE		\$ 29,497.00	\$ 47,500.00
TOTAL REVENUE	\$ 522,562.52	\$ 549,677.00	\$ 572,700.00
EXPENDITURES			
05 411 530 00 CONTRIBUTIONS	\$ 510,367.42	\$ 549,667.00	\$ 572,700.00
TOTAL EXPENDITURES	\$ 510,367.42	\$ 549,667.00	\$ 572,700.00
REVENUE / (DEFICIT)	\$ 12,195.10	\$ -	\$ -

Fire protection services are provided by the following: Circleville VFD, Fairmont-Hahntown VFD, Hartford Heights VFD, Larimer VFD, Shafton VFD, Strawpump VFD, and Westmoreland City VFD.

Each fire department is expected to receive approximately \$81,814.29 in 2026.



NORTH HUNTINGDON TOWNSHIP

PARKS FUND – 30



In February of 2002, the Board of Commissioners adopted an Ordinance for the Developer to pay a fee in lieu of land dedication (creating a public green space within the development) and the funds shall be expended only in properly allocable portions of the cost incurred to construct the specific recreation facilities for which the funds were collected.

	YTD 11/6/2024	2024 Budget	2025 Budget
REVENUES			
30 341 000 00 INTEREST	\$ 113.86	\$ 100.00	\$ 130.00
30 354 000 00 GRANTS	\$ 48,400.00	\$	\$ 25,620.00
30 376 000 00 FEE IN LIEU DEPOSITS	\$ -	\$	\$ 15,000.00
30 376 000 01 FEE DEPOSIT - OAK HOLLOW	\$ 500.00		
30 376 000 02 FEE DEPOSIT - INDIAN LAKE	\$ 11,500.00		
30 376 000 03 FEE DEPOSIT - LIONS PARK	\$ 9,500.00		
PRIOR YEAR BALANCE	\$ -	\$ 124,000.00	\$ 81,418.00
TOTAL REVENUE	\$ 70,013.86	\$ 124,100.00	\$ 122,168.00
EXPENDITURES			
30 454 001 PARKS IMPROVEMENTS	\$ 93,094.74	\$ 43,935.00	\$ 122,168.00
30 454 002 INDIAN LAKE		\$ 74,700.00	
30 454 003 OAK HOLLOW PARK		\$ 5,465.00	
TOTAL EXPENDITURES	\$ 93,094.74	\$ 124,100.00	\$ 122,168.00
REVENUE / (DEFICIT)	\$ (23,080.88)	\$ -	\$ -




NORTH HUNTINGDON TOWNSHIP

STATE LIQUID FUELS TAX FUND - 35



Established and restricted under Act 655 of the Commonwealth of Pennsylvania, revenues for this fund are derived from the State gasoline tax. This fund is restricted in use for the maintenance, repair and construction of roads, streets, and bridges for which the Township is responsible. The Township allocated 100% of this fund to road paving projects.

	YTD 11/3/205	2025 Budget	2026 Budget
REVENUES			
35 341 000 INTEREST	\$ 768.93	\$ 800.00	\$ 800.00
35 355 020 LIQUID FUELS TAX	\$ 1,057,445.37	\$ 1,015,286.42	\$ 1,011,124.61
35 399 000 PRIOR YEAR BALANCE		\$ 52,266.00	\$ 106,887.00
TOTAL REVENUE	\$ 1,058,214.30	\$ 1,068,352.42	\$ 1,118,811.61
EXPENDITURES			
35 439 376 PAVING PROGRAM	\$ -	\$ 1,068,652.42	\$ 1,118,811.61
TOTAL EXPENDITURES	\$ -	\$ 1,068,652.42	\$ 1,118,811.61
REVENUE / (DEFICIT)	\$ 1,058,214.30	\$ -	\$ -



Frog Road



Pine Hollow Road

NORTH HUNTINGDON TOWNSHIP
CAPITAL RESERVE FUND - 95



The Capital Projects Fund accounts for major equipment purchases and various capital projects that are not properly included in the General Fund operating budget.

	YTD 11/3/2025	2025 Budget	2026 Budget
REVENUES			
95 301 100 CURRENT TAX COLLECTION	\$ 396,222.07	\$ 390,000.00	\$ 1,200,000
95 341 000 INTEREST	\$ 298.18	\$ 400.00	\$ 300
95 354 004 GRANTS		\$ 70,000.00	\$ 36,000
95 391 100 SALE OF EQUIPMENT	\$ 80,387.10		\$ 35,600
95 399 000 PRIOR YEAR BALANCE	\$ 93,251.21	\$ 341,600.00	\$ 196,000
TOTAL REVENUE	\$ 570,158.56	\$ 806,000.00	\$ 1,467,900
EXPENDITURES			
GENERAL ADMINISTRATION			
95 401 737 OFFICE FURNISHINGS	\$ 5,645.83	\$ 10,000	\$ 10,000
95 409 374 BUILDING IMPROVEMENTS	\$121,530.52	\$200,000	
POLICE DEPARTMENT			
95 410 762 VEHICLE PURCHASE	\$ 122,538.28	\$ 150,000	\$ 60,000
95 410 767 CAR & BODY CAMERA (LEASE)	\$ 33,928.74	\$ 35,000	\$ 35,000
95 410 771 TASERS			\$ 25,000
PUBLIC WORKS DEPARTMENT			
95 430 740 VEHICLE PURCHASE/LEASES	\$ 210,394.03	\$ 202,000	\$ 320,600
95 430 741 ROAD MANAGEMENT SOFTWARE			\$ 29,500
95 430 742 STREET SWEEPER (LEASE)	\$ 62,418.51	\$ 69,000	\$ 69,000
95 430 743 TRACTOR AND MOWER	\$ 90,000	\$ 190,000	
95 438 245 ROAD IMPROVEMENTS			\$ 245,000
95 438 610 STORMWATER PROJECTS			\$ 547,800
PARKS			
95 454 740 MOWERS			\$ 18,000
95 454 749 PARK IMPROVEMENTS	\$ 11,180	\$150,000	\$ 88,000
TOTAL EXPENDITURES	\$ 658,330.48	\$ 806,000	\$ 1,467,900
REVENUE / (DEFICIT)	\$ (88,171.92)	\$ -	\$ -

FINANCIAL MANAGEMENT AND BUDGETARY OVERVIEW

North Huntingdon Township has an important responsibility to its citizens to carefully account for all public funds, to manage municipal finances wisely, and to fund services, including the planning and maintenance of public facilities. Financial management and budgetary policies are adopted by the Board of Commissioners for the purpose of providing sound principles in planning the Township's current and future needs. Adherence to these policies has given assurance of a strong financial position of the Township.

OPERATING BUDGET POLICIES

1. The Township will maintain a balanced budget by paying for all current expenditures with current revenues and fund balance. The Township will avoid budgetary procedures that balance current expenditures at the expense of future years, such as postponing expenditures, underestimating expenditures, overestimating revenues, or utilizing borrowing to balance the budget.
2. The budget will provide adequate maintenance, repair, and replacement of capital assets.
3. The budget will provide adequate funding of all retirement plans and other employee benefits.
4. The Township administration will prepare monthly reports of revenues and expenditures for the Board of Commissioners and Township Department Directors.
5. Where possible, the Township will integrate performance measurement, service level, and productivity indicators within the budget.
6. The Township will seek state and federal funds that are available for operating and capital projects.
7. The Township will utilize technology and productivity advancements that will help reduce or avoid increasing personnel costs.
8. The Township will continue to establish a diversified and stable revenue base as protection from fluctuations in any one revenue source.
9. The Township will establish all user charges and fees at a level related to the full cost (operating, direct, indirect, and capital) of providing the service.
10. The Township will consider market rates and charges levied by other public and private organizations for similar services in establishing tax rates, fees, and charges.

11. The Township will deposit its monies only in bank companies located and authorized to do business in Pennsylvania; and authorized as an official Township depository by the Board of Commissioners.
12. The Township administration will analyze the cash flow of all funds on a regular basis. Disbursements, collections, deposits, and investments will be managed to ensure maximum cash availability.
13. The Township will estimate and consider future maintenance needs for all new equipment and capital facilities prior to deciding to proceed with the project.
14. Purchases will be made in accordance with all federal, state, and municipal requirements. If there are no specific requirements, purchases will be made in the best interest of the Township.
15. Purchases will be made from the lowest priced and most responsible vendor. Factors such as vendor reputation and financial condition will be considered.
16. The Township will maintain an adequate fund balance to accommodate unanticipated expenditures, expenditures of a non-recurring nature, or unanticipated revenue declines.
17. The Township will strive to maintain the unreserved, undesignated fund balance of the General Fund at a level at least equal to 25% of the total General Fund Budget.
18. An independent audit will be performed annually.
19. The Township will produce annual financial reports in accordance with Generally Accepted Accounting Principles (GAAP) as outlined by the Governmental Accounting Standards Board (GASB).

THIS SPACE HAS BEEN INTENTIONALLY LEFT BLANK

NORTH HUNTINGDON TOWNSHIP

PERSONNEL SCHEDULE



Administration – Six (6) full time employees

- Township Manager, Assistant Manager, two (2) Administrative Assistants, and two (2) Finance Personnel.

Engineering - One (1) full-time employee and one (1) part-time employee

Police Department – Twenty-nine (29) full time Police Officers and Six (6) full time Telecommunication Officers and Two (2) part-time Telecommunication Officers

- The Township has one (1) D.A.R.E. Officer that is funded with the Opioid Litigation Monies.

Community Development – Four (4) full time employees

School Crossing Guards – Five (5) part time employees

- The Township provides 100% of the cost associated with this position.

Public Works Department - Twenty-two (22) full-time employees

- Public Works Director, twenty-two (22) public works employees.

Parks & Recreation Department – Six (6) full time employees

- Parks & Recreation Coordinator, one (1) Building Custodian, four (4) parks employees.



NORTH HUNTINGDON TOWNSHIP

SALARY & WAGE SCALE



The Salary & Wage Scale is approved by Resolution annually by the Board of Commissioners.

DEPARTMENT	POSITION	2026 MINIMUM	2026 MAXIMUM
Administration	Township Manager	\$108,375	\$146,625
	Assistant Manager	\$86,700	\$117,300
Police	Chief of Police	\$124,611	\$168,591
Planning & Zoning	Director	\$72,250	\$97,750
	Building Inspector	\$55,250	\$74,750
	Code Enforcement	\$55,250	\$74,750
Engineer	Engineer Tech	\$59,753	\$80,842
	SR. Project Eng.	\$75.05/hr.	\$75.05/hr.
Public Works	Director	\$72,250	\$97,750
	Asst. Director	\$71,611	\$96,886
Parks	Director	\$72,250	\$97,750
	Coordinator	\$53,754	\$72,726
Communications	Coordinator	\$53,754	\$72,726

Police Union Contract 2026 Salary & Wage Scale

Lieutenant	\$107,811.53
Sergeant	\$102,677.64
Sr. Patrol Officer	\$97,788.23
Four Year Officer	\$97,788.23
Three Year Officer	\$92,898.82
Two Year Officer	\$92,898.82
One Year Officer	\$88,009.41
Probationary Year	\$88,009.41

NORTH HUNTINGDON TOWNSHIP

SALARY & WAGE SCALE



The following employees are represented by the American Federation of State, County, and Municipal Employees, Council No. 83.

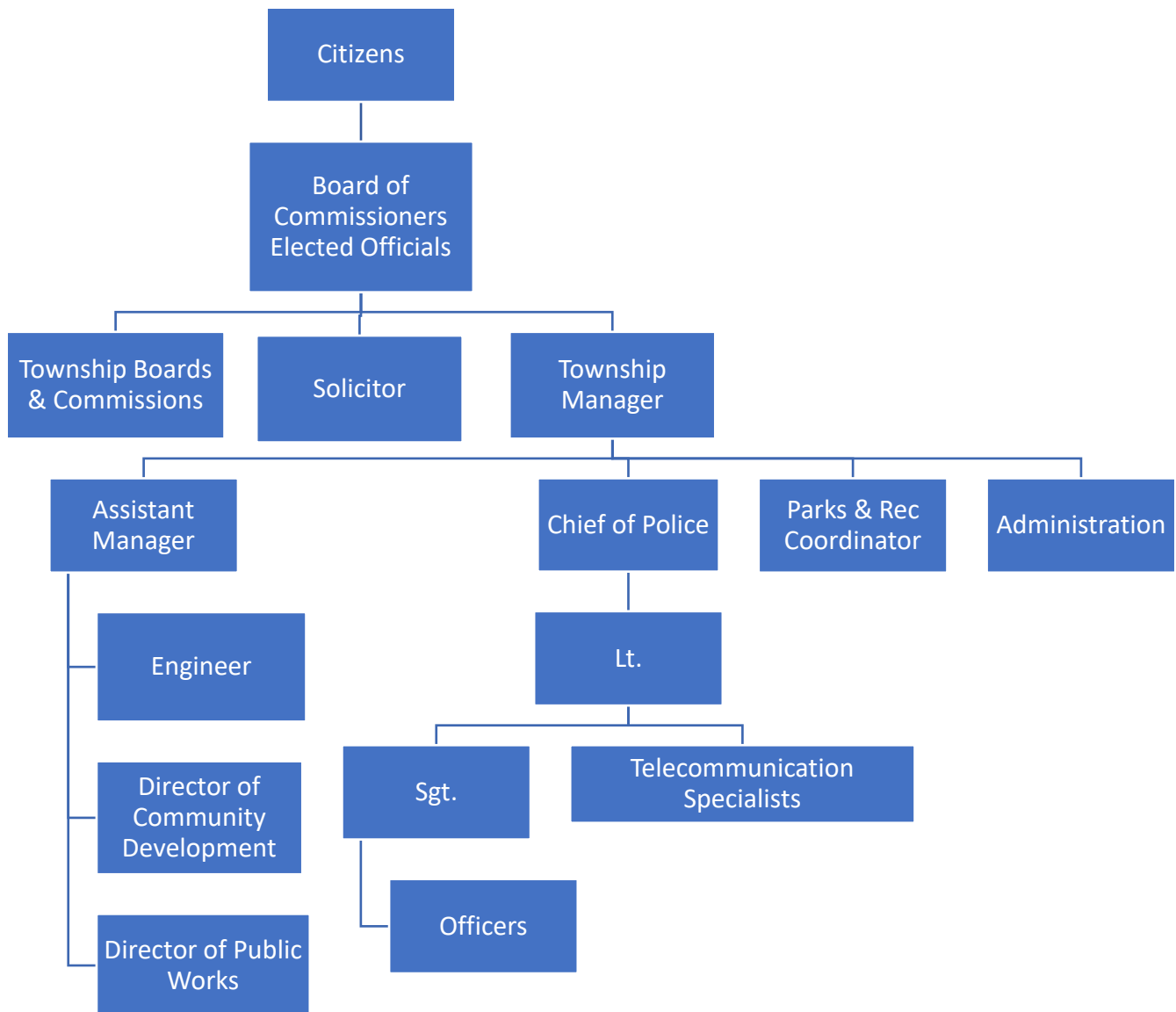
Employees Hired Prior to January 1, 2022:

POSITION	
Road Laborer (CDL)	\$35.32
Driver/Laborer/Custodian	\$35.53
Equipment Operator / Sign	\$36.05
Mechanic	\$36.05
Sr Clerical	\$33.25
Payroll Clerk	\$35.67
Accounting Clerk	\$36.12
Telecommunications	\$34.35
Group Leaders	\$1.00/hr. additional

Employees Hired on or after January 1, 2022

POSITION	
Road Laborer (CDL)	\$27.35
Driver/Laborer/Custodian	\$27.51
Equipment Operator / Sign	\$27.90
Mechanic	\$27.90
Sr Clerical	\$25.80
Payroll Clerk	\$27.61
Accounting Clerk	\$27.95
Telecommunications	\$26.62
Group Leaders	\$1.00/hr. additional

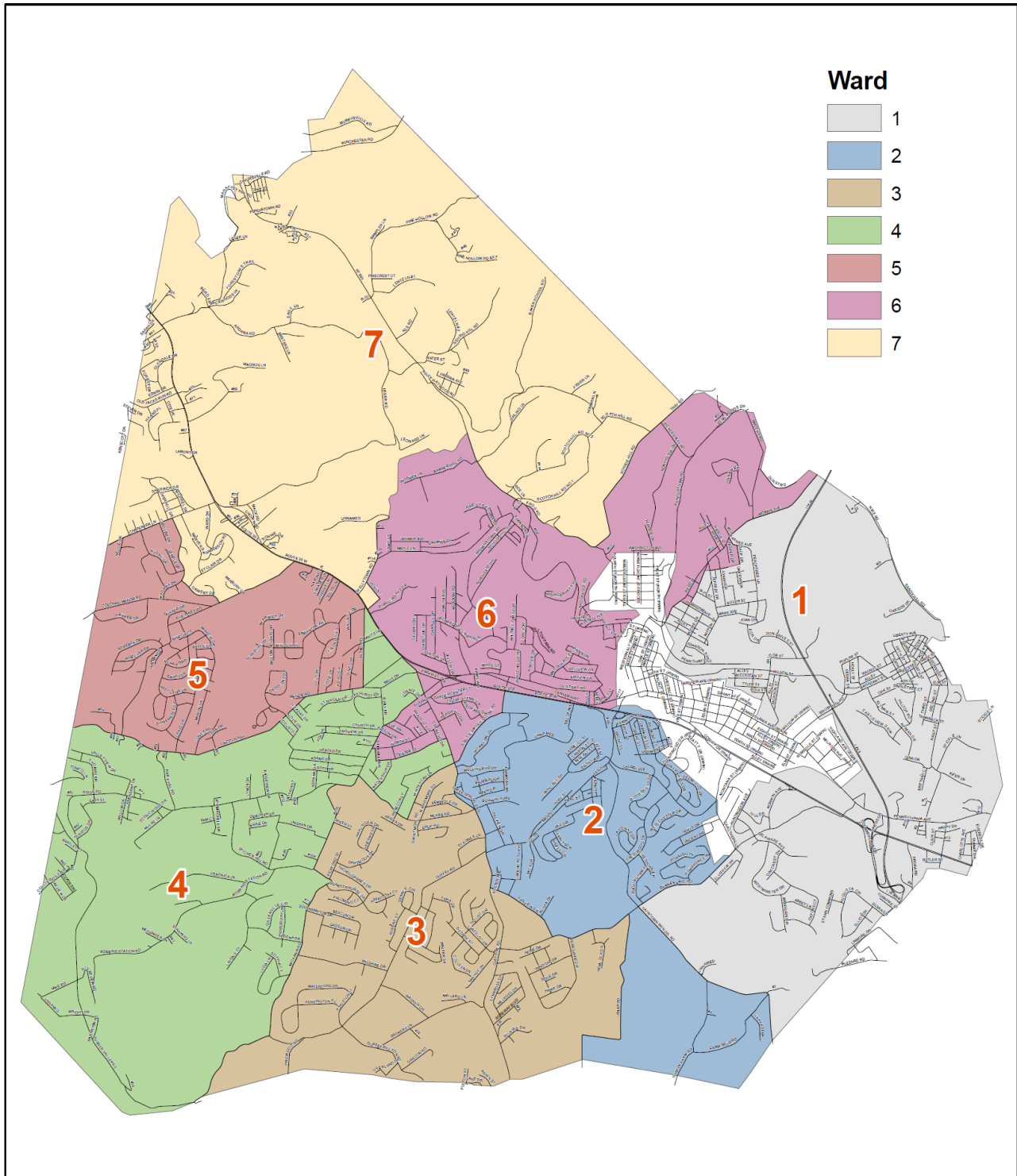
NORTH HUNTINGDON TOWNSHIP ORGANIZATIONAL STRUCTURE



Note: Fire protection services are provided by the following: Circleville VFD, Fairmont-Hahntown VFD, Hartford Heights VFD, Larimer VFD, Shafter VFD, Strawpump VFD, and Westmoreland City VFD. Emergency Medical Services are provided by North Huntingdon EMS/Rescue.

NORTH HUNTINGDON TOWNSHIP

WARD MAP



Ward 1 – Tom Hempel
 Ward 2 – Zachary Haigis
 Ward 3 – Jason Atwood

Ward 4 – Rich Gray
 Ward 5 – Ronald Zona
 Ward 6 – Fran Bevan

Ward 7 – Kevin McHugh

